

Overview - Public Entities Quarterly Reporting

Approved receipts

123,0

1,1%

Approved spending

77,6

23,0%

Surplus/(deficit)

45,4

- ☐ R billion
- ☒ R million
- ☐ R thousand

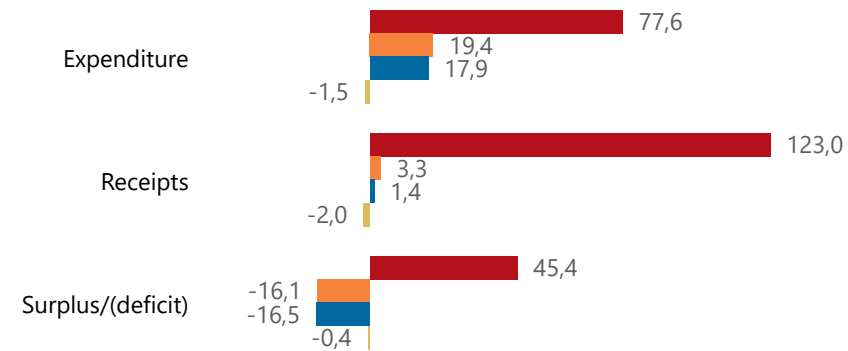


national treasury

Department:
National Treasury
REPUBLIC OF SOUTH AFRICA

Consolidation

● Approved ● Forecast ● YTD ● Variance



Composition of receipts



Quarter

1

Cluster

All

Department

Communications and Digital Techno...

Entity

Film and Publication Board

Composition of spending



Functional grouping



Spending by PFMA schedule



Public Entities Receipts

Approved sales of G&S

123,0

0,6%

Approved transfers

(Blank)

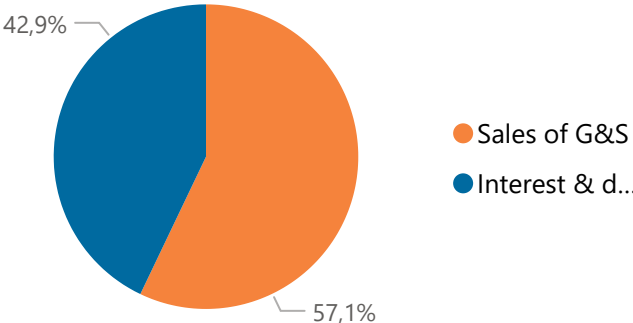
(Blank)

Actual vs Forecast

● Approved ● Forecast ● YTD ● Variance



Composition of receipts



Top 5 Transfers

Receipts

Level 3	Approved	YTD	% YTD
+ Sales of G&S	123,0	0,8	57,1%
+ Interest & dividends		0,6	42,9%
Total	123,0	1,4	100,0%

Top 10 Entities

Film and Publication Board

1,4

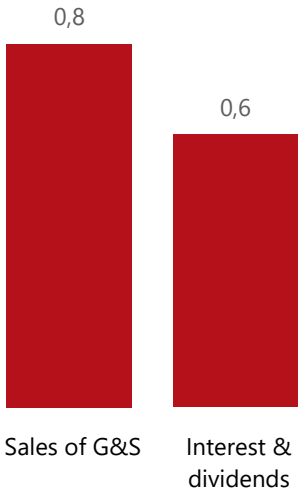


national treasury

Department:
National Treasury
REPUBLIC OF SOUTH AFRICA

Top 5 Receipts

○ R billion
● R million
○ R thousand



Quarter

1

Cluster

All

Department

Communications and Digital Techno... ▾

Entity

Film and Publication Board ▾

Public Entities Spending

Approved CoE

77,6

23,0%

Approved G&S

(Blank)

(Blank)

Approved transfers

245,9

1,1%

- ☐ R billion
- ☒ R million
- ☐ R thousand




national treasury

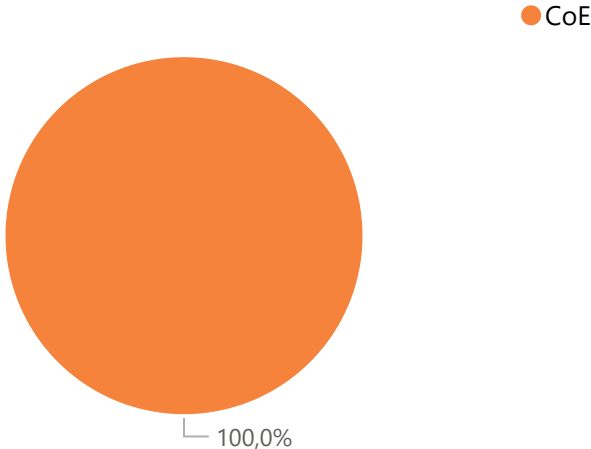
Department:
National Treasury
REPUBLIC OF SOUTH AFRICA

Actual vs Forecast

● Approved ● Forecast ● YTD ● Variance



Composition of spending



Top 5 Goods & services



Quarter

1

Cluster

All

Department

Communications and Digital Techno... ▾

Entity

Film and Publication Board ▾

Capital assets

Spending

Level 3	Approved	YTD	% YTD
⊕ CoE	77,6	17,9	100,0%
Total	77,6	17,9	100,0%

Top 10 Entities

Film and Publication Board



17,9